



### CHARACTERISTICS



Compact size ideal for any type of use.

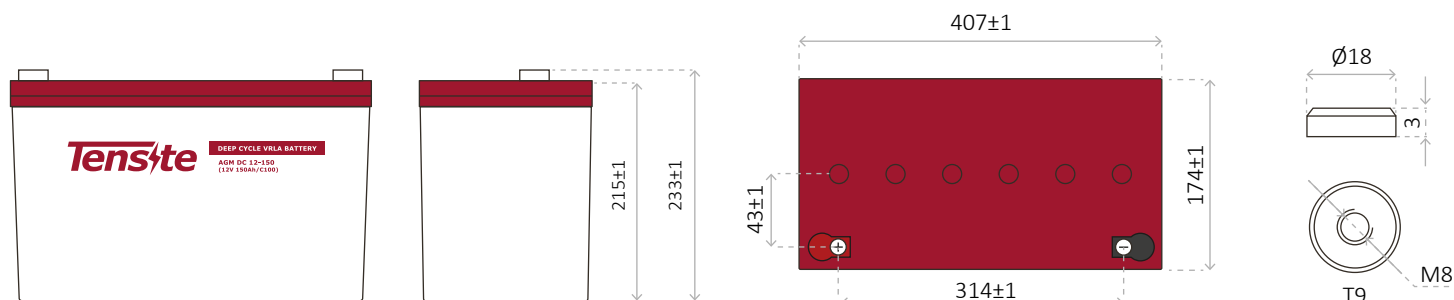


Great performance due to its Deep Cycle technology.



Perfect to use as accumulator in photovoltaic installations.

### DIMENSIONS



## AGM DEEP CYCLE BATTERY 12V 150 AH

### DEEP CYCLE SERIES BATTERY

DC series VRLA batteries are superior Deep Cycle design with thick plates, high-density active materials and slightly stronger electrolyte, which can withstand repeated deep cyclic applications. Deep Cycle series batteries are the special design batteries with 10 years floating design life at 25°C. Meet with IEC, BS,JIS and Eurobat standard, UL(MH62092), CE approved.



### APPLICATION

- Emergency Power System
- Communication equipment
- Telecommunication systems
- Uninterruptible power supplies
- Power tools
- Marine equipment
- Medical equipment
- Solar and wind power system

### GENERAL FEATURES

- Safety Sealing
- Non-spillable construction
- High power density
- Excellent recovery from Deep discharge
- Thick plates and high active materials
- Longer life and low self-discharge design

### TECHNICAL SPECIFICATIONS

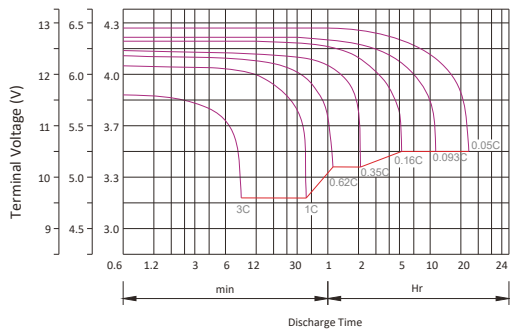
<b>BATTERY MODEL</b>	<b>Nominal voltage</b>			12V			
	<b>Rated capacity (100 hour rate)</b>			150Ah			
<b>DIMENSION</b>	<b>Cells Per battery</b>			6			
	<b>Length</b>	<b>Width</b>	<b>Height</b>	<b>Total Height</b>			
	407 mm	174 mm	215 mm	233 mm			
	<b>APPROX. WEIGHT</b>						
35.5 kg ± 3%							
<b>CAPACITY @ 25°C</b>	<b>10 hour rate (12A, 10.8V)</b>	<b>5 hour rate (19.2A, 10.5V)</b>	<b>3 hour rate (30A, 10.2V)</b>	<b>1 hour rate (72A, 9.6V)</b>			
	120 Ah	96 Ah	90 Ah	72 Ah			
<b>MAX. DISCHARGE CURRENT</b>	1200 A (5 sec.)						
<b>INTERNAL RESISTANCE</b>	Full charged Vat 25°C: Approx. 3.9mΩ						
<b>CAPACITY AFFECTED BY TEMP. (10 HR)</b>	<b>40°C</b>	<b>25°C</b>	<b>0°C</b>	<b>-15°C</b>			
	102%	100%	85%	65%			
<b>SELF DISCHARGE @25°C</b>	<b>After 3 months storage</b>			<b>After 6 months storage</b>	<b>After 12 months storage</b>		
	91%			82%	64%		
	<b>Cycle Use</b>			<b>Float Use</b>			
<b>CHARGE METHOD @25°C</b>	14.1-14.4V			13.50-13.80V			
	(Initial charging current less than 36A)						
	<b>Container</b>	<b>Electrolyte</b>	<b>Separator</b>	<b>Positive</b>	<b>Negative</b>	<b>Safety valve</b>	<b>Terminal</b>
BS (UL94-HB) / Flame retardant ABS (UL94-V0)	Sulfuric acid	Fiber glass	Lead dioxide	Lead	EPDR	Copper	

### BATTERY DISCHARGE TABLE

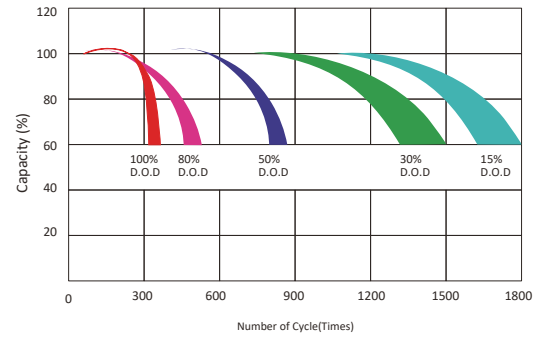
CONSTANT CURRENT (AMP) AND CONSTANT POWER (WATT) DISCHARGE TABLE AT 25 °C

F.V / TIME	5 min	10 min	15 min	30 min	1 hr	2 hr	3 hr	4 hr	5 hr	8 hr	10 hr	20 hr
9.60	A	384.0	253.0	204.0	137.0	72.0	42.0	31.0	24.0	19.8	14.0	6.8
	W	3967.0	2704.0	2189.0	1471.0	778.0	461.0	343.0	270.0	225.1	160.9	79.1
10.20	A	372.0	228.0	192.0	131.0	68.0	40.0	30.0	23.4	19.4	13.7	6.6
	W	3976.0	2551.0	2151.0	1468.0	765.0	462.0	347.0	272.1	226.6	160.1	77.4
10.50	A	360.0	204.0	168.0	122.0	66.0	39.0	29.0	23.0	19.2	13.6	6.6
	W	3933.0	2325.0	1919.0	1409.0	759.0	454.0	341.0	269.6	225.1	159.5	78.0
10.80	A	347.0	193.0	156.0	113.0	63.0	38.0	29.0	22.7	18.7	13.2	6.5
	W	3894.0	2221.0	1800.0	1307.0	738.0	447.0	337.0	267.8	221.3	156.4	77.2
11.10	A	335.0	180.0	144.0	101.0	61.0	37.0	28.0	22.1	18.2	12.8	6.1
	W	3803.0	2090.0	1679.0	1179.0	720.0	440.0	328.0	263.0	217.7	153.8	74.2

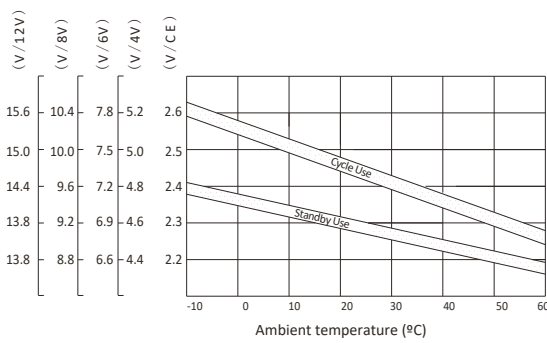
### Discharge characteristic Curve



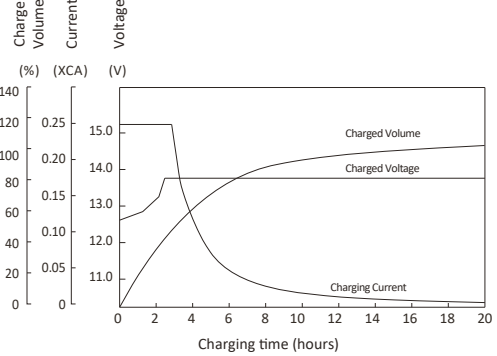
### Cycle service life in relation to depth of discharge



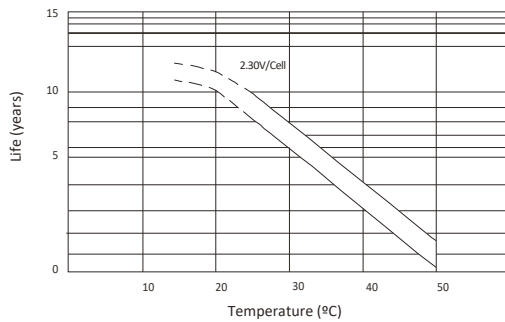
### Relationship between charging voltage and temperature



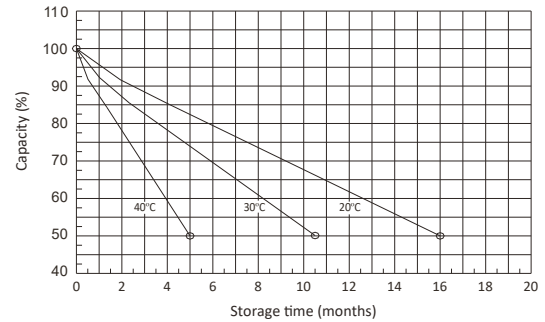
### Constant voltage charging characteristic (0.25CA, at 25°C)



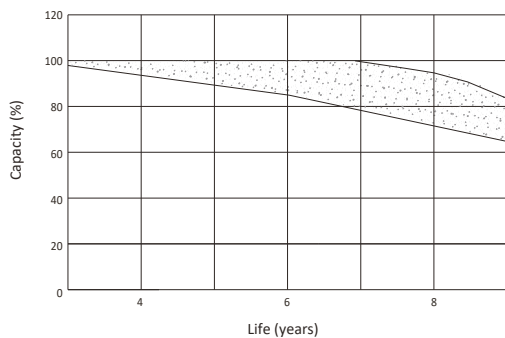
### Temperature effects on float life



### Self-discharge characteristic

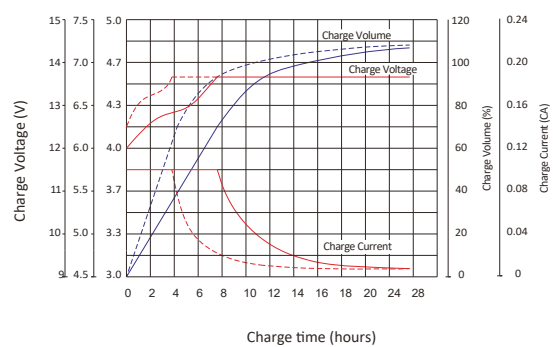


### Life characteristics of standby use\*



\*Testing conditions:  
Floating voltage 2.27 to 2.30V/Cell  
Ambient temperature 25°C

### Charge characteristic Curve for standby use\*\*



\*\*Discharge 100% (0.05CA 20h)  
Charge 50% (0.05CA 10h)  
Charge Voltage 2.275V/C  
Charge Current 0.1CA  
Temperature 25°C